

EVAC+CHAIR®

Emergency Evacuation For Everyone

USER GUIDE

EVAC+CHAIR 300H RANGE



CE **TUV NORD** **FIA** **ROSPA**



**MADE IN
BRITAIN®**

IMPORTANT INFORMATION

1. Your Evac+Chair should only be used by trained operators.
2. Operator training on your Evac+Chair 300H should be conducted in line with Evac+Chair guidelines, as stated in this user guide.
3. Our Operator and Key Trainer courses should be undertaken every 3 years, to ensure competency using the Evac+Chair 300H.
4. Ensure training records are maintained and up to date (see training record on page 4).
5. Quarterly practice with your Evac+Chair 300H is recommended to ensure staff remain trained and competent.
6. Quarterly inspection of your Evac+Chair 300H is recommended, to ensure the integrity of the chair is maintained. See page 22 for information.
7. We recommend two-person operation for heavier payload passengers.
8. As a Class 1 Medical Device, Evac+Chair offer service & maintenance of your Evac+Chair that should be undertaken by an approved service provider annually to ensure safe operation. This includes a physical, as well as a visual check and replacement of worn parts.
9. Only genuine Evac+Chair parts should be used when maintaining your Evac+Chair.
10. To ensure the optimal performance of your Evac+Chair, belts should be rotated every 3 months.

Note: Whilst the products are designed to work in most stair applications, Evac+Chair International accepts no liability for damage to stairs caused when the chair is in use

WARRANTIES & LIABILITIES

The Evac+Chair is guaranteed for five years against defective material and workmanship. This does not include parts subject to wear, such as 'V' belts, or damage caused by abuse or sabotage, and/or any other damage which has occurred due to a breaching of the guidelines contented in the User Guide or Training Manual. This includes getting your Evac+Chair serviced by a 3rd party company. 'V' belts are advised to be changed every 2 years on a basis of average use and practice.

Neither the manufacturer nor their agents shall make recompenses for repairs carried out by third parties or be liable for any damage, either incidental or consequential to property or persons. If you, the customer, are dissatisfied with the product or service provided by Evac+Chair International, please contact our customer service team on +44 (0)121 706 6744 or enquiries@evacchair.co.uk.

CONTENTS

4-5

Training & Maintenance Records

6-8

General Information

9-10

Deployment

11-12

Transfer

13-16

Descent

17-18

Special Features

19-20

Training & Maintenance

21

Wall Hook Installation

22

Visual Inspection

23

Accessories

24

International User Guide Online



International User Guide Online

evacchair.co.uk/user-guides



TRAINING RECORD

Trainee Name	KT / OT*	Training Date	Expiry Date	Trained by

* KT = Key Trainer * OT = Operator Trainer

MAINTENANCE RECORD

Date	Service or Inspection	Belts Changed	By	Company

NOTE: 'V' belts should be rotated every 3 months

THE EVAC+CHAIR 300H RANGE

300H



Our Standard
300H Model

300H-AMB



Our 300H model with extra-large
casters for uneven terrain

300H-FS



Our 300H model with foot
rest for additional passenger
confidence and comfort

Intended Use: The Evac+Chair 300H range is specifically designed for emergency evacuation and passenger transportation only. The range consists of the 300H, 300H-AMB and 300H-FS models and all models are operated in the same manner. Please read this user guide in full. Should you have any questions, please contact your Evac+Chair local account manager or authorised Evac+Chair distributor for more information.


SAFE WORKING LOAD



FOR DESCENT ONLY



NOT SUITABLE FOR SPIRAL STAIRCASES



MAINTENANCE (STRONGLY ADVISED)



TRAINING (STRONGLY ADVISED)



MANUFACTURERS WARRANTY



ADVISORY




*Two-person operation is advised
for heavier passengers

STAIR ANGLE



MINIMUM ALLOWABLE STAIR WIDTH



*For upward evacuation, spiral staircases and narrow staircases, other Evac+Chairs are available.

WHAT IS INCLUDED?

CHAIR




USER GUIDE



DUST COVER

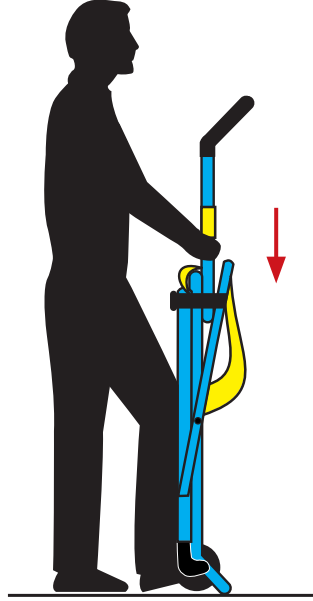
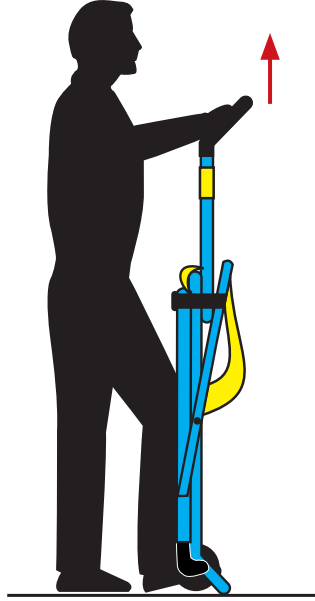


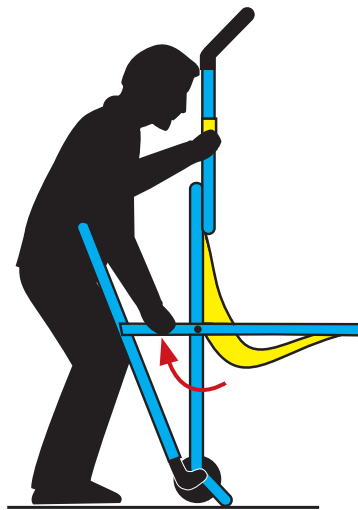
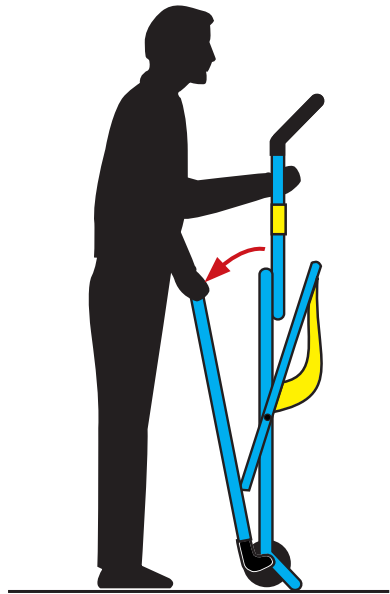
WALL MOUNTED HOOKS


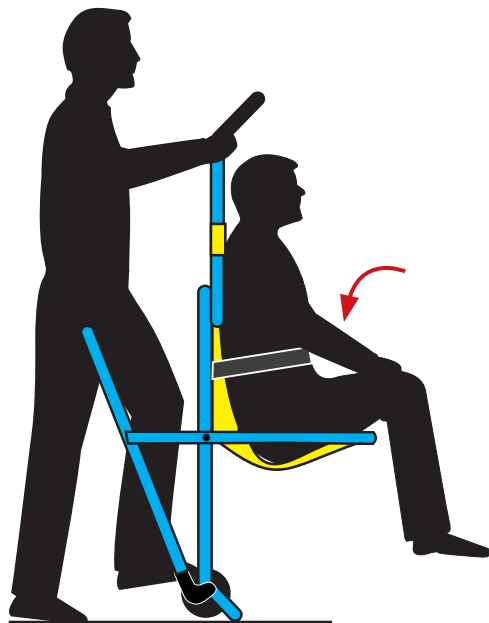
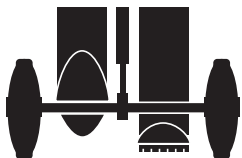
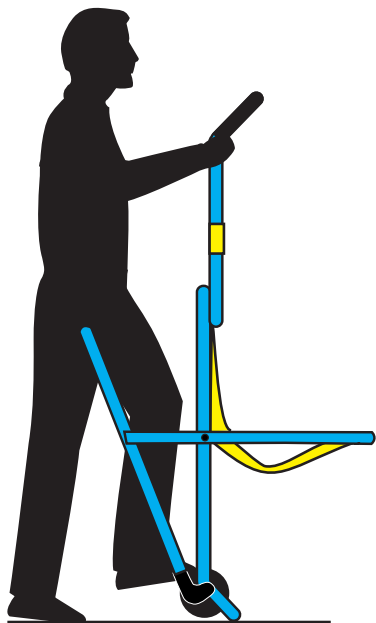


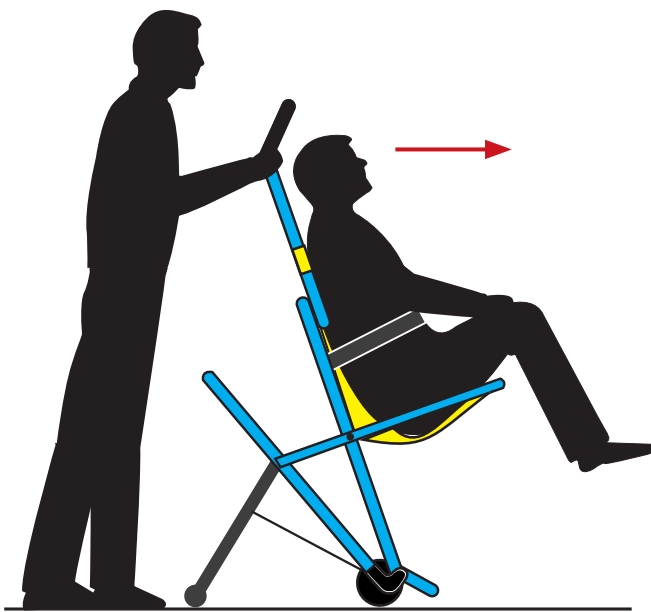
PHOTOLUMINESCENT SIGN

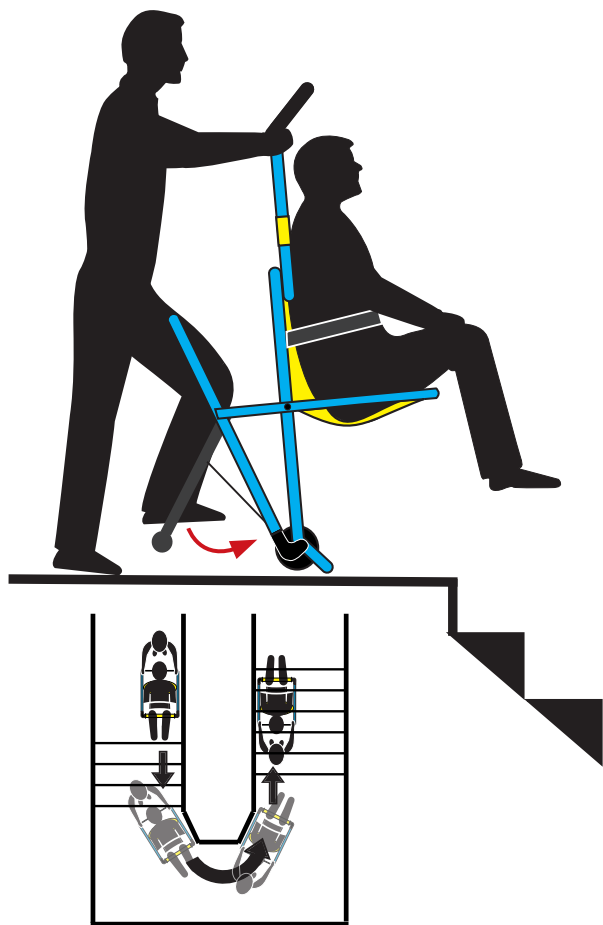


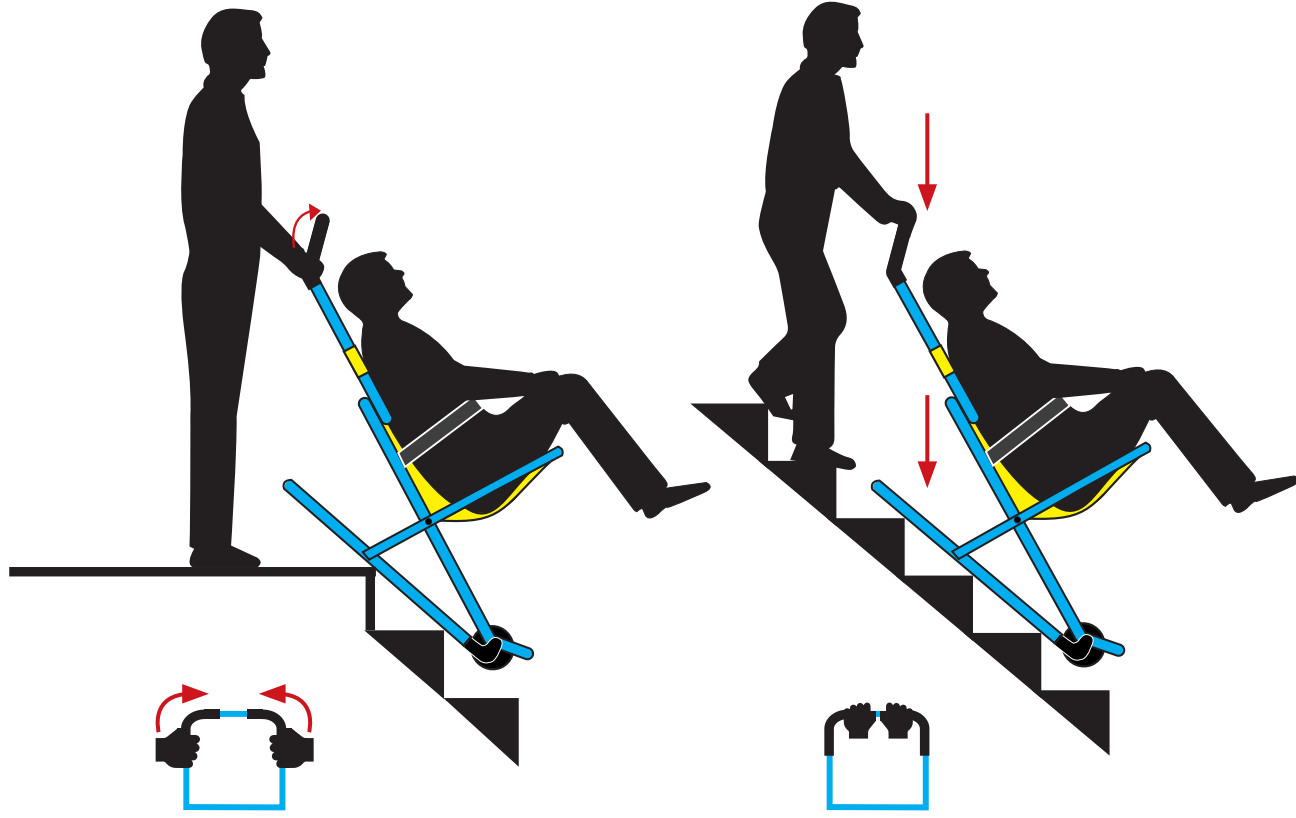


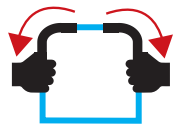
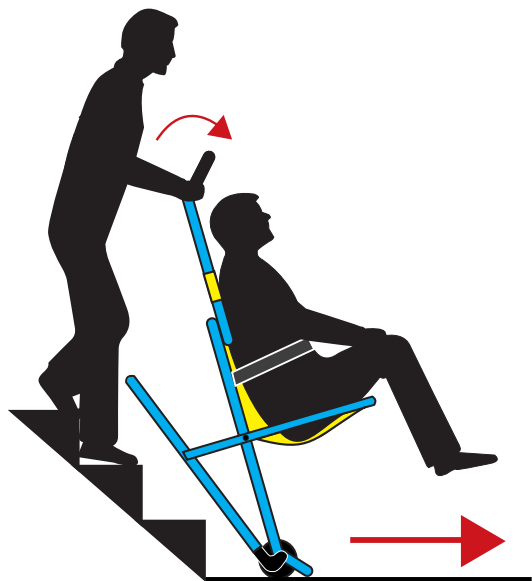


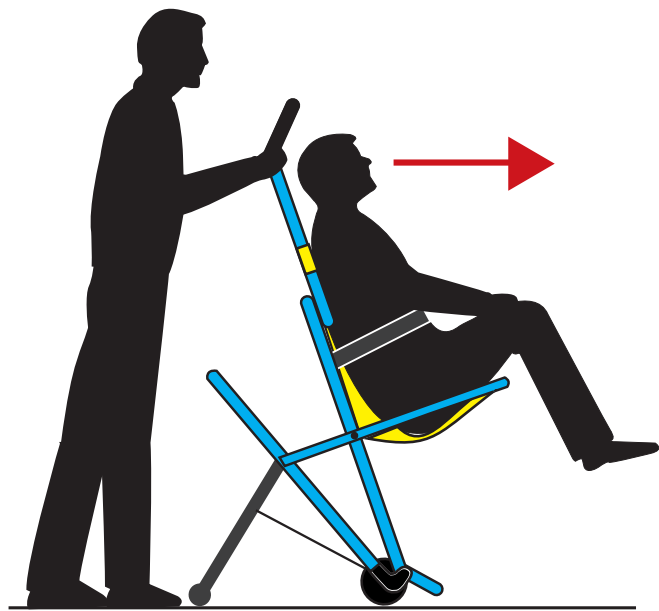








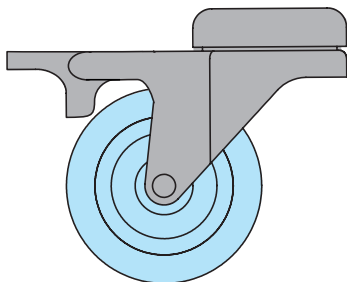




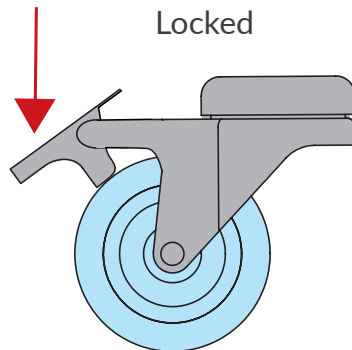
BRAKING CASTORS



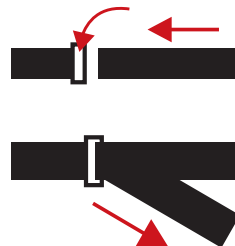

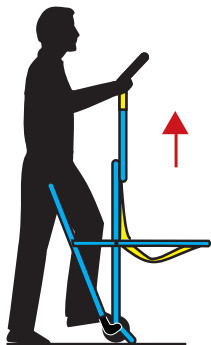
Unlocked



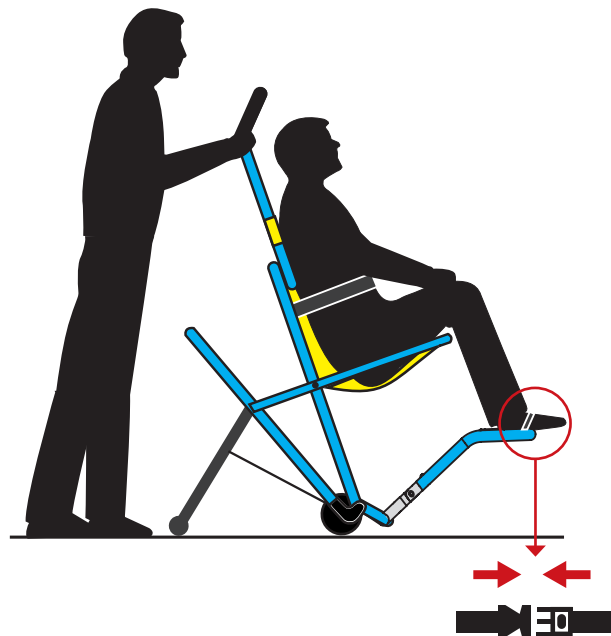
Locked



HEAD RESTRAINT APPLICATION




FOOT REST APPLICATION - 300H-FS ONLY



Passenger should not place all their weight on foot rest

TRAINING

DO YOU HAVE TRAINED OPERATORS?



REASONS TO BE TRAINED:

- 1** To adhere with legislation such as the Regulatory Reform Order 2005 (UK Only).
- 2** Renew your three year certification for chair use.
- 3** Training multiple employees means more people are able to operate and assist.
- 4** Be able to confidently operate the chair in your premises.
- 5** Ensure you comply with your evacuation policy.

Operator Training Course

A 2.5-hour training course designed to train delegates how to safely and correctly use an Evac+Chair. The course enables delegates to have hands-on experience in operating and deploying the Evac+Chair and provides guidance on the safe evacuation, of the mobility impaired.

Key Trainer Course

A 4-hour training course designed to train delegates how to safely and correctly operate an Evac+Chair, as well as providing the practical and theoretical skills to train and certify others. This course is designed for organisations with large numbers of people who require the flexibility to train in house.

Our training courses are suitable for 2-4 delegates. On successful completion, each delegate will be certified for three years.

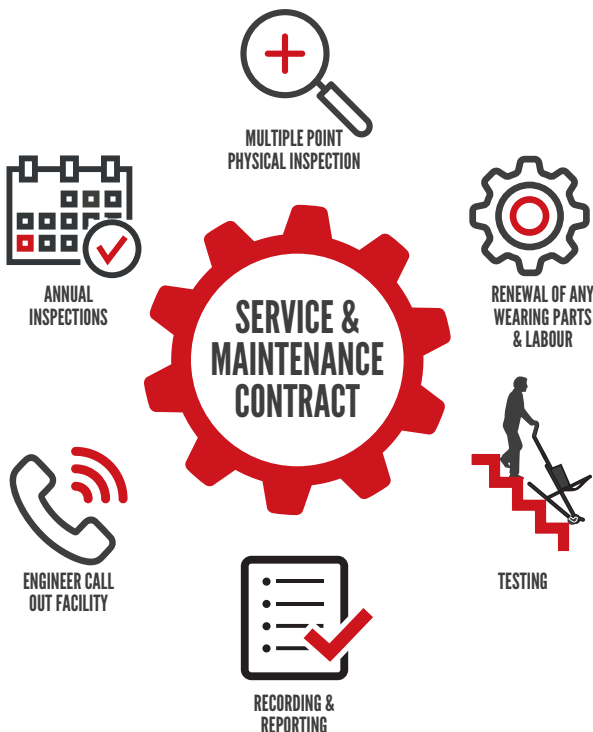
To discuss your training requirements, please call
+44 (0) 121 706 6744

evacchair.co.uk/training



SERVICE & MAINTENANCE

HAVE YOU ARRANGED A SERVICE AND MAINTENANCE CONTRACT?



As a Class 1 Medical Device, your Evac+Chair should be regularly serviced and maintained to ensure its safe operation. This requirement is included within the PUWER Regulation (Provision and Use of Works Equipment Regulations 1998 - UK only).

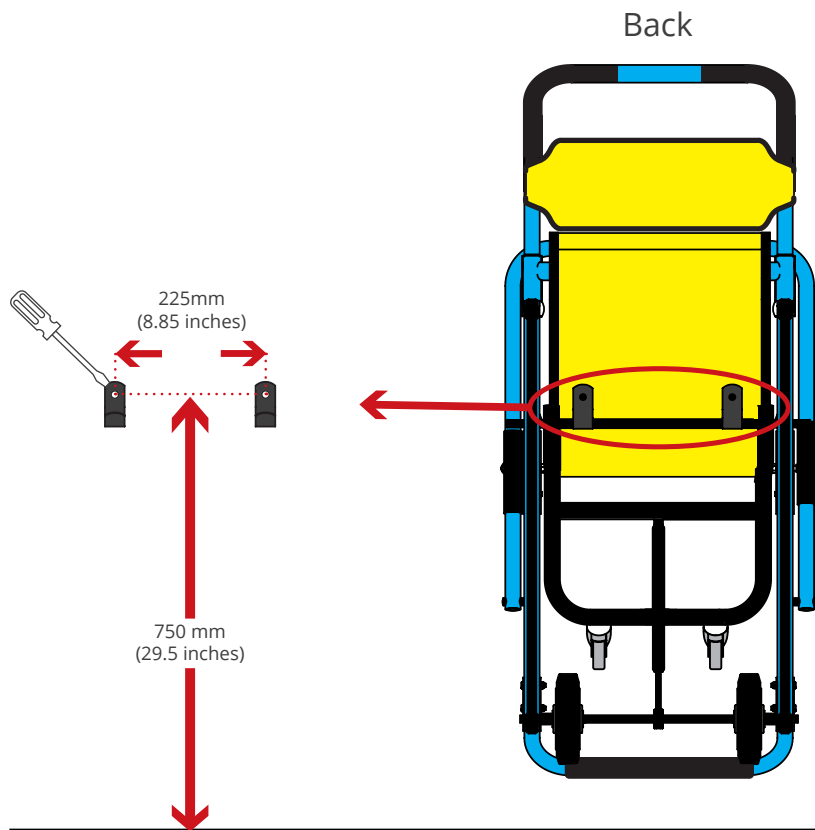
Our maintenance contracts provide you with complete peace of mind that you are covered and should you have an emergency evacuation situation, your chair will be fully operational. Our contracts include labour and genuine replacement parts, ensuring your Evac+Chair is kept fully operational and meets legal requirements.

To discuss your maintenance requirements, please call
+44 (0) 121 706 6744

evacchair.co.uk/maintenance



WALL HOOKS - FOR WALL MOUNTING



INSTALLATION

Evac+Chair, or an authorised distributor, can install your evacuation chair as well as provide expert advice and guidance on the most effective locations within your building.



evacchair.co.uk/maintenance

VISUAL INSPECTION

WE RECOMMEND YOU CARRY OUT A QUARTERLY INSPECTION TO ENSURE THE INTEGRITY OF THE CHAIR IS MAINTAINED.

DEPLOYMENT/STORAGE



- + Ensure chair deployment is smooth
- + No interference when chair is deployed or stored
- + Ensure kickstand extends and retracts correctly

CHECK WHEELS



- + No cracking of wheel or hub
- + No splitting of wheels
- + No malfunction of castor wheel brake
- + Ensure wheels are free to rotate without impediment

CHECK HAMMOCK



- + No obvious threading around seams
- + No ripping of hammock material
- + Check belt buckle operates correctly

CHECK HEADREST



- + No obvious threading around seams
- + No ripping of headrest material
- + Ensure headrest is free to move along handle

CHECK BELTS



- + No deep cracks or rips
- + No large humps or severe bulging



Please contact Evac+Chair, or an authorised distributor **immediately** if any of these defects appear on your chair.

ACCESSORIES

RECEPTION NOTICE



PATIENT CARRY SEAT



ANTI-THEFT DEVICE



COMFY SEAT



SECURE STEEL CABINET



EVAC+CHAIR STAND



DUST COVER



For more information on these accessories visit:

evacchair.co.uk/accessories



INTERNATIONAL USER GUIDE ONLINE



To view our user guide online please visit:



Als u onze gebruikershandleiding online wilt bekijken, gaat u naar:



Um unser Benutzerhandbuch online anzuzeigen, besuchen Sie bitte:



Pour consulter notre guide de l'utilisateur en ligne, veuillez visiter:



Per visualizzare la nostra guida utente online, visitare:



Para ver nuestra guía de usuario en línea, visite:



Para ver o nosso guia do usuário on-line, visite:




Aby wyświetlić naszą instrukcję obsługi online, odwiedź:




要在線查看我們的用戶指南，請訪問：



evacchair.co.uk/user-guides



 Evac+Chair International Ltd, Unit 4, Central Boulevard, Blythe Valley Park, Solihull, West Midlands, B90 8AW UK
+44 (0)121 706 6744 | evacchair.co.uk | enquiries@evacchair.co.uk



1-319-INT (V6)

