

EVAC+CHAIR®

Emergency Evacuation For Everyone

USER GUIDE

EVAC+CHAIR 200H



CE **TUV NORD** **FIA** **ROSPA**



**MADE IN
BRITAIN®**

IMPORTANT INFORMATION

1. Quarterly practice with your Evac+Chair 200H is recommended to ensure staff remain trained and competent.
2. Quarterly inspection of your Evac+Chair 200H is recommended, to ensure the integrity of the chair is maintained. See page 12 for information.
3. We recommend one-two person operation for heavier payload passengers.
4. Only genuine Evac+Chair parts should be used when maintaining your Evac+Chair.

WARRANTIES & LIABILITIES

The Evac+Chair is guaranteed for five years against defective material and workmanship. This does not include parts subject to wear or damage caused by abuse or sabotage, and/or any other damage which has occurred due to a breaching of the guidelines contented in the User Guide or Training Manual.

Neither the manufacturer nor their agents shall make recompenses for repairs carried out by third parties or be liable for any damage, either incidental or consequential to property or persons. If you, the customer, are dissatisfied with the product or service provided by Evac+Chair International, please contact our customer service team on +44 (0)121 706 6744 or enquiries@evacchair.co.uk.

CONTENTS

4-6

General Information

7

Deployment

8-9

Transfer

10

Storage

11

Wall Hook Installation

12

Visual Inspection

13

Accessories

14

International User Guide Online



International User Guide Online

evacchair.co.uk/user-guides



THE EVAC+CHAIR 200H



Intended Use: The 200H is designed for horizontal evacuation, to transfer the mobility impaired to refuge areas from single storey buildings. Please read this user guide in full. Should you have any questions, please contact your Evac+Chair Account Manager or authorised Evac+Chair distributor for more information.

SAFE WORKING LOAD



HORIZONTAL EVACUATION



MANUFACTURERS WARRANTY



WHAT IS INCLUDED?

CHAIR

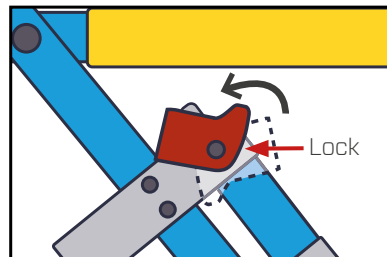


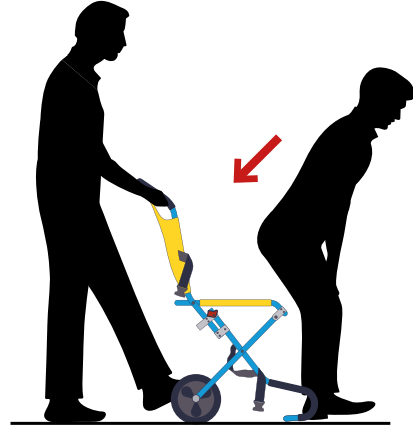

USER GUIDE



WALL MOUNTED HOOKS






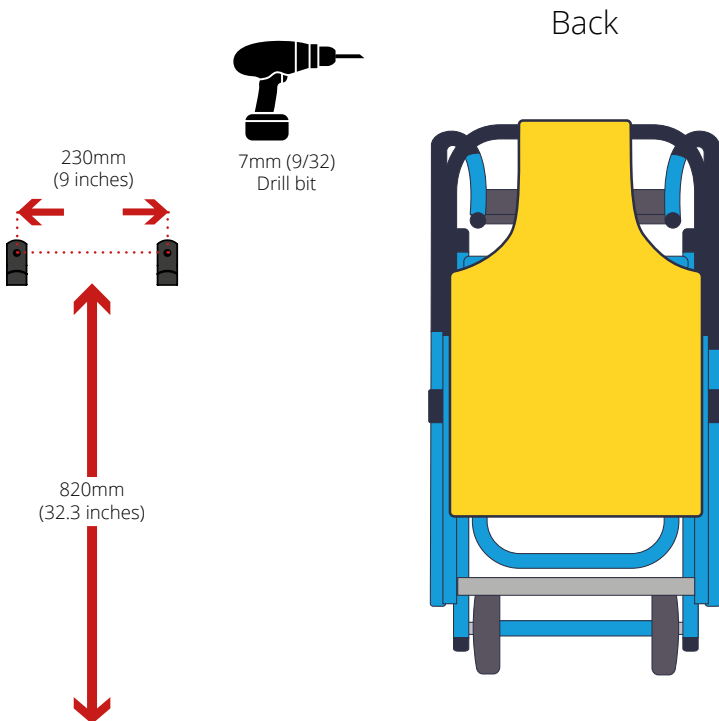




X2



WALL HOOKS - FOR WALL MOUNTING



INSTALLATION

Evac+Chair, or an authorised distributor, can install your evacuation chair as well as provide expert advice and guidance on the most effective locations within your building.



VISUAL INSPECTION

WE RECOMMEND YOU CARRY OUT A QUARTERLY INSPECTION TO ENSURE THE INTEGRITY OF THE CHAIR IS MAINTAINED.

DEPLOYMENT/STORAGE



- + Ensure chair deployment is smooth
- + No interference when chair is deployed or stored

CHECK WHEELS



- + No cracking of wheel or hub
- + No splitting of wheels

CHECK HAMMOCK



- + No obvious threading around seams
- + No ripping of hammock material
- + Check belt buckle operates correctly

CHECK LOCKING SYSTEM



- + No obvious debris left in mechanism
- + Check lock operates correctly
- + Check release handle is operational



Please contact Evac+Chair, or an authorised distributor **immediately** if any of these defects appear on your chair.

ACCESSORIES

PHOTOLUMINESCENT SIGN



PATIENT CARRIER SEAT



ANTI-THEFT DEVICE



DUST COVER



For more information on these accessories visit:

evacchair.co.uk/accessories



INTERNATIONAL USER GUIDE ONLINE



To view our user guide online please visit:



Als u onze gebruikershandleiding online wilt bekijken, gaat u naar:



Um unser Benutzerhandbuch online anzuzeigen, besuchen Sie bitte:



Pour consulter notre guide de l'utilisateur en ligne, veuillez visiter:



Per visualizzare la nostra guida utente online, visitare:



Para ver nuestra guía de usuario en línea, visite:



Para ver o nosso guia do usuário on-line, visite:




Aby wyświetlić naszą instrukcję obsługi online, odwiedź:




要在線查看我們的用戶指南，請訪問：



evacchair.co.uk/user-guides



 Evac+Chair International Ltd, Unit 4, Central Boulevard, Blythe Valley Park, Solihull, West Midlands, B90 8AW UK
+44 (0)121 706 6744 | evacchair.co.uk | enquiries@evacchair.co.uk



1-200H-UG-UK-01(V2)

